

OpenHab2 and iOs

First you must have OpenHab2
cloud working


http://www.sdomotica.com/homebridge/OpenHab2_setup.pdf



openHAB 
empowering the smart home

21:58 Lun 29 ott

🔴 🔒 🔋 86%



Error

Remote URL is not configured.

22:08 Lun 29 ott

85%

[← Tutte le foto](#)

Oggi
21:58

   [Modifica](#)

 [Settings](#)



Cancel

Settings

Save

OPENHAB CONNECTION

Demo mode

Local URL

http://demo.openhab.org:8080

Remote URL

https://myopenhab.org

Username

used for OpenHab Cloud

Password

APPLICATION SETTINGS

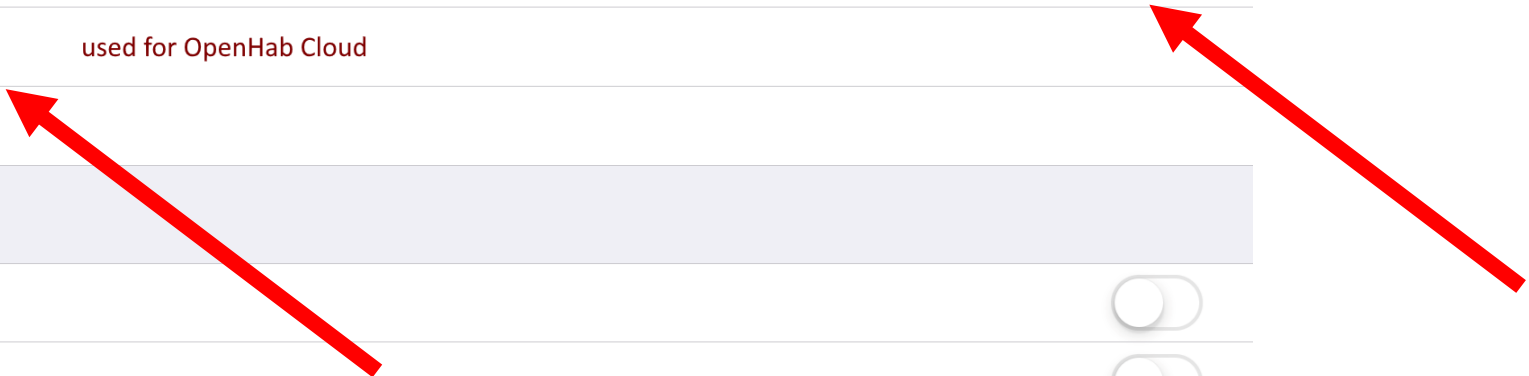
Ignore SSL Certificates

Disable Idle Timeout

Clear Cache

Info >
















Select Sitemap >



Sdomotica



BTICINO

-  Corridoio
-  Tavolo
-  Zona TV
-  Ingresso
-  Living Room
-  Patio
-  Bedroom
-  Luce 24
-  Luce 23
-  Scenario Accendi
-  Scenario Spegni
-  Luce 11
-  Bottone 11
-  Switch 11
-  Veranda